



ಬೃಹತ್ ಬೆಂಗಳೂರು ಮಹಾನಗರ ಪಾಲಿಕೆ  
Bruhat Bengaluru Mahanagara Palike



# BBMP COVID-19 WAR ROOM 27.06.2023

BBMP / COVID-19 WAR ROOM / BULLETIN – 1191/ 27.06.2023 / #BBMPfightsCOVID19



# OVERVIEW OF COVID-19 IN BENGALURU

**CASE TRENDS** ACTIVE CASES **12**

<b>Confirmed Cases</b> 4 18,86,862 <sup>#</sup>	<b>Recovered Cases</b> 4 18,69,849 <sup>#</sup>	<b>Death Cases</b> 0 17,001 <sup>#</sup>
---	---	--

**HOSPITALIZATION** **1**

<b>ICU – V</b> -	<b>ICU</b> -	<b>HDU</b> -	<b>General</b> 1
---------------------	-----------------	-----------------	---------------------

INCLUDES GOVT. QUOTA AND PRIVATE WALK-IN HOSPITALIZATION

**VACCINATION** **4** 2,07,01,122<sup>#</sup>

<b>First Dose</b> 0 96,89,951 <sup>#</sup>	<b>Second Dose</b> 1 95,11,731 <sup>#</sup>	<b>Precaution Dose</b> 3 14,99,440 <sup>#</sup>
--	---	---

**TRIAGING**

<b>MTU</b> 1
<b>Tele Triage</b> 1

**ACTIVE CZs**

<b>0</b>
<b>MCZs (&lt; 5 cases)</b> 0
<b>Clusters (&gt; 5 cases)</b> 0

**TESTING** **796** 3,24,45,143<sup>#</sup>

<b>Positivity :0.51%</b> <small>*FOR LAST 7 DAYS</small>	<b>RAT</b> 273	<b>RTPCR</b> 523
---	-------------------	---------------------

# : indicates cumulative numbers till date



# ABSTRACT OF COVID-19 SCENARIO IN BENGALURU


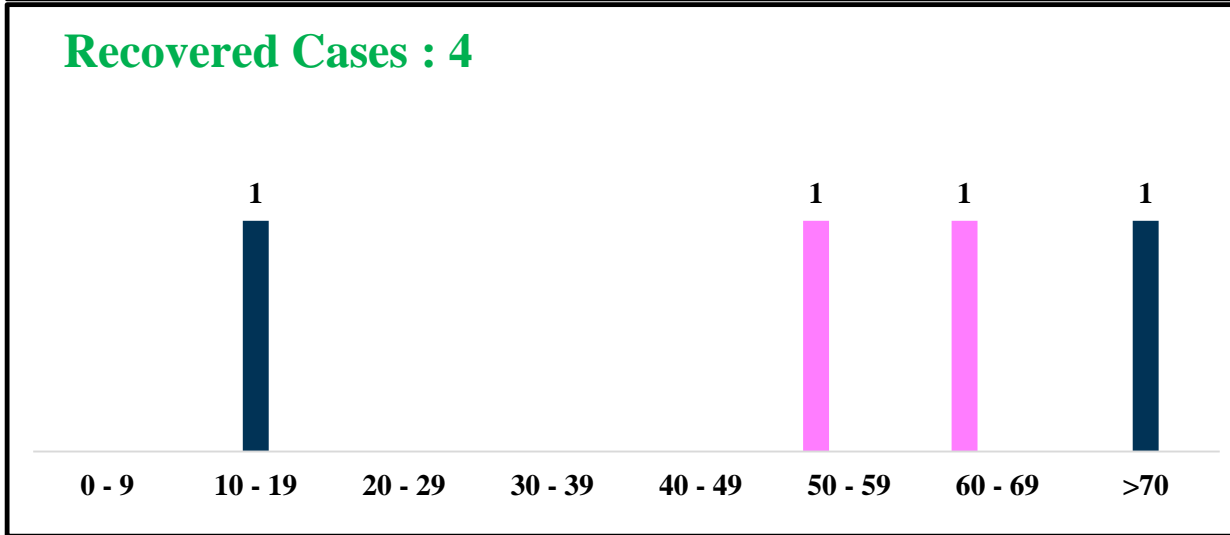
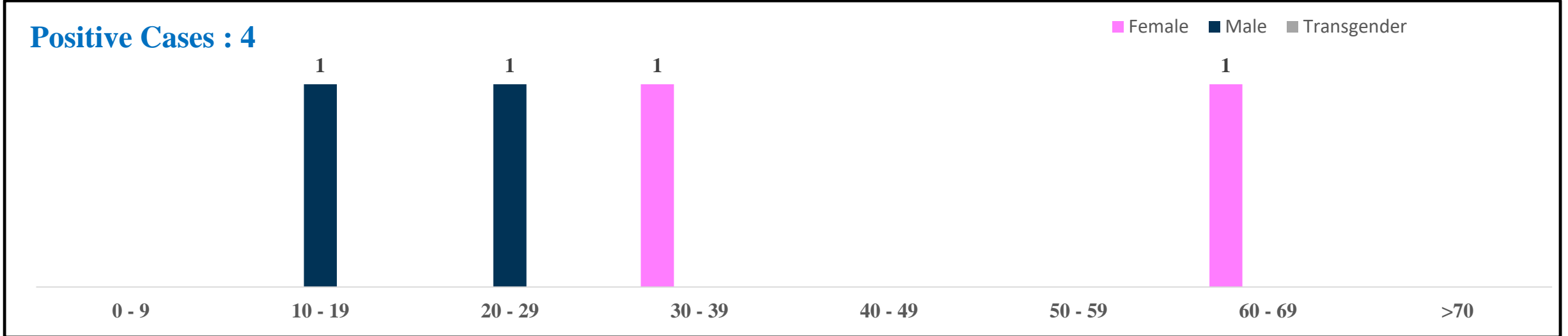


	MALE			FEMALE			TRANSGENDER			TOTAL		
	Last 24 Hours	Last 7 Days	Cumulative	Last 24 Hours	Last 7 Days	Cumulative	Last 24 Hours	Last 7 Days	Cumulative	Last 24 Hours	Last 7 Days	Cumulative
<b>Positive Cases</b>	2	12	11,11,995	2	11	7,74,671	0	0	196	4	23	18,86,862
<b>Recovered Cases</b>	2	16	10,99,649	2	11	7,69,070	0	0	187	4	27	18,69,849
<b>Death Cases</b>	0	0	10,770	0	0	6,227	0	0	4	0	0	17,001
<b>Total Tests Done</b>	<b>In Last 24 hrs. : 796</b>			<b>In last 7 days : 4,511</b>			<b>Cumulative : 3,24,45,143</b>					
<b>Vaccine Doses Administered</b>	<b>In Last 24 hrs. : 4</b>			<b>In last 7 days : 38</b>			<b>Cumulative : 2,07,01,122</b>					
<b>ACTIVE CASES</b>									<b>12</b>			

\*Covid deaths occurred today : 00 | Covid deaths occurred beyond last 24hrs., reported today : 00



# LAST 24 HOURS AGE GROUP AND GENDER WISE DISTRIBUTION

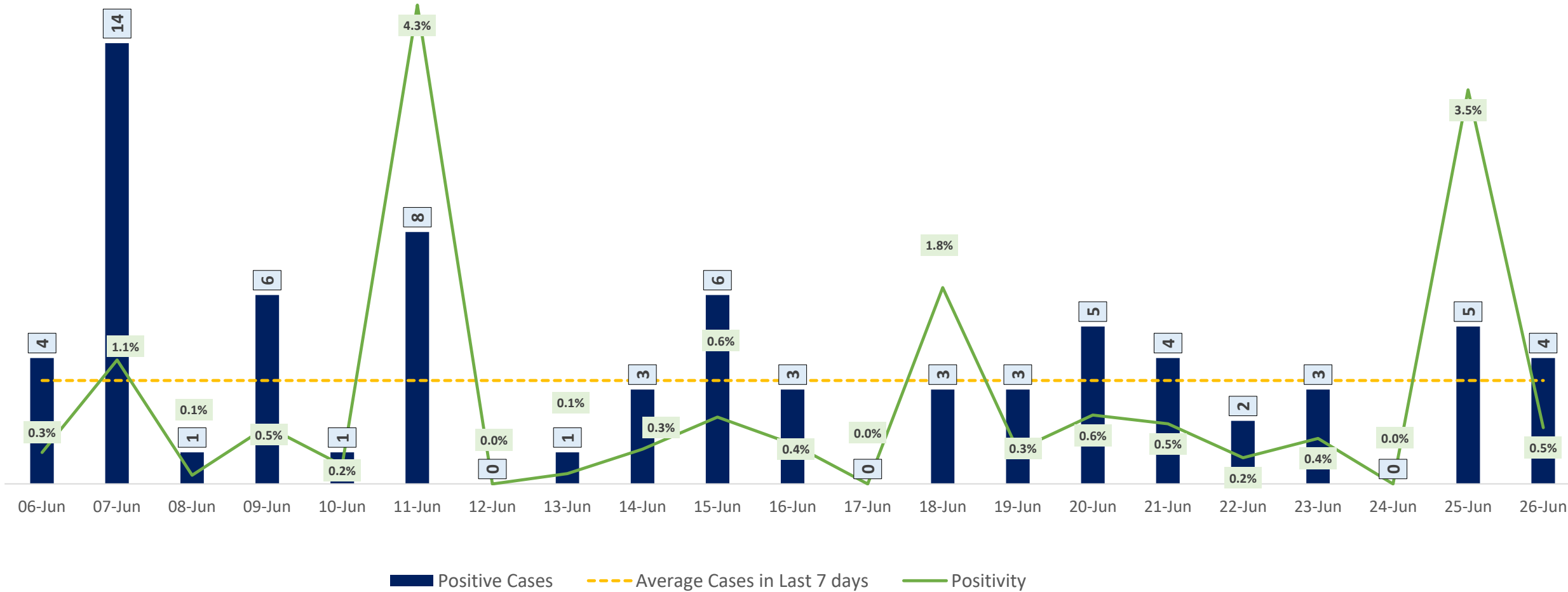




# POSITIVITY RATE OF BENGALURU – LAST 21 DAYS



Average Cases in Last 7 days : 3

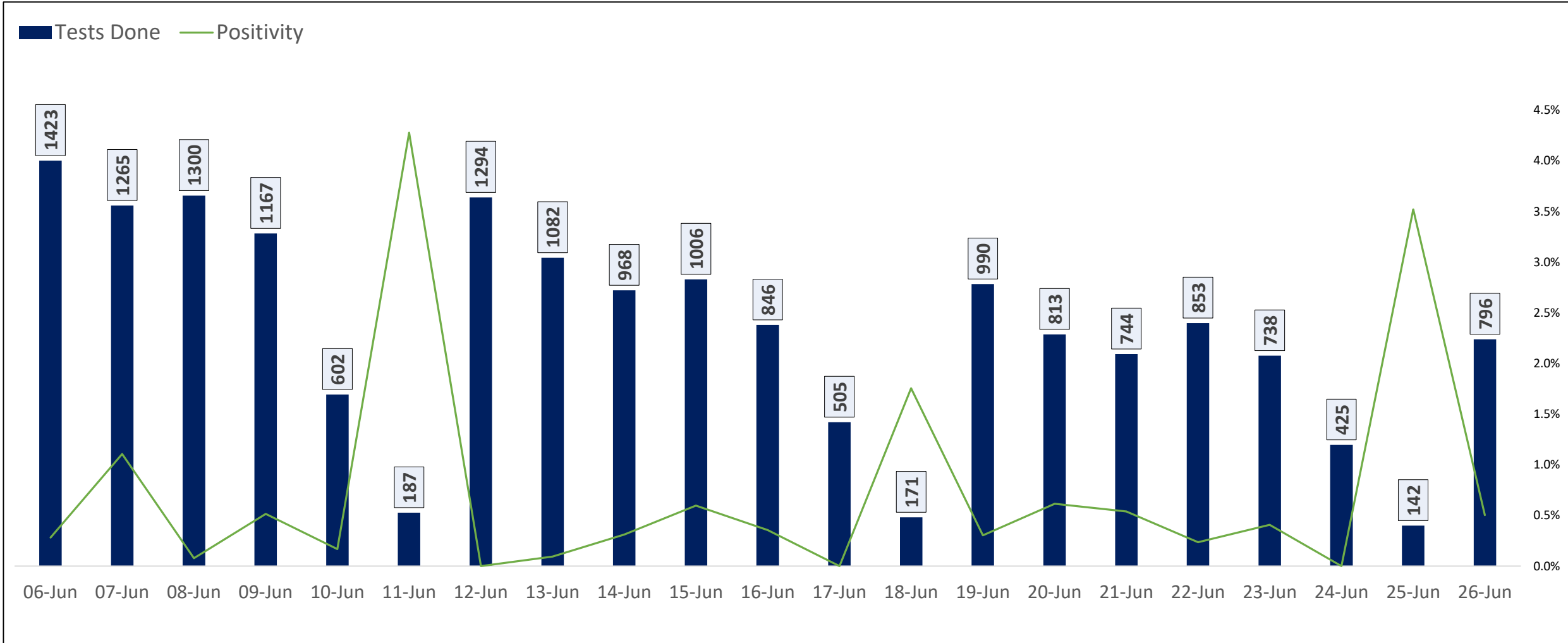




# TESTING TRENDS IN BENGALURU

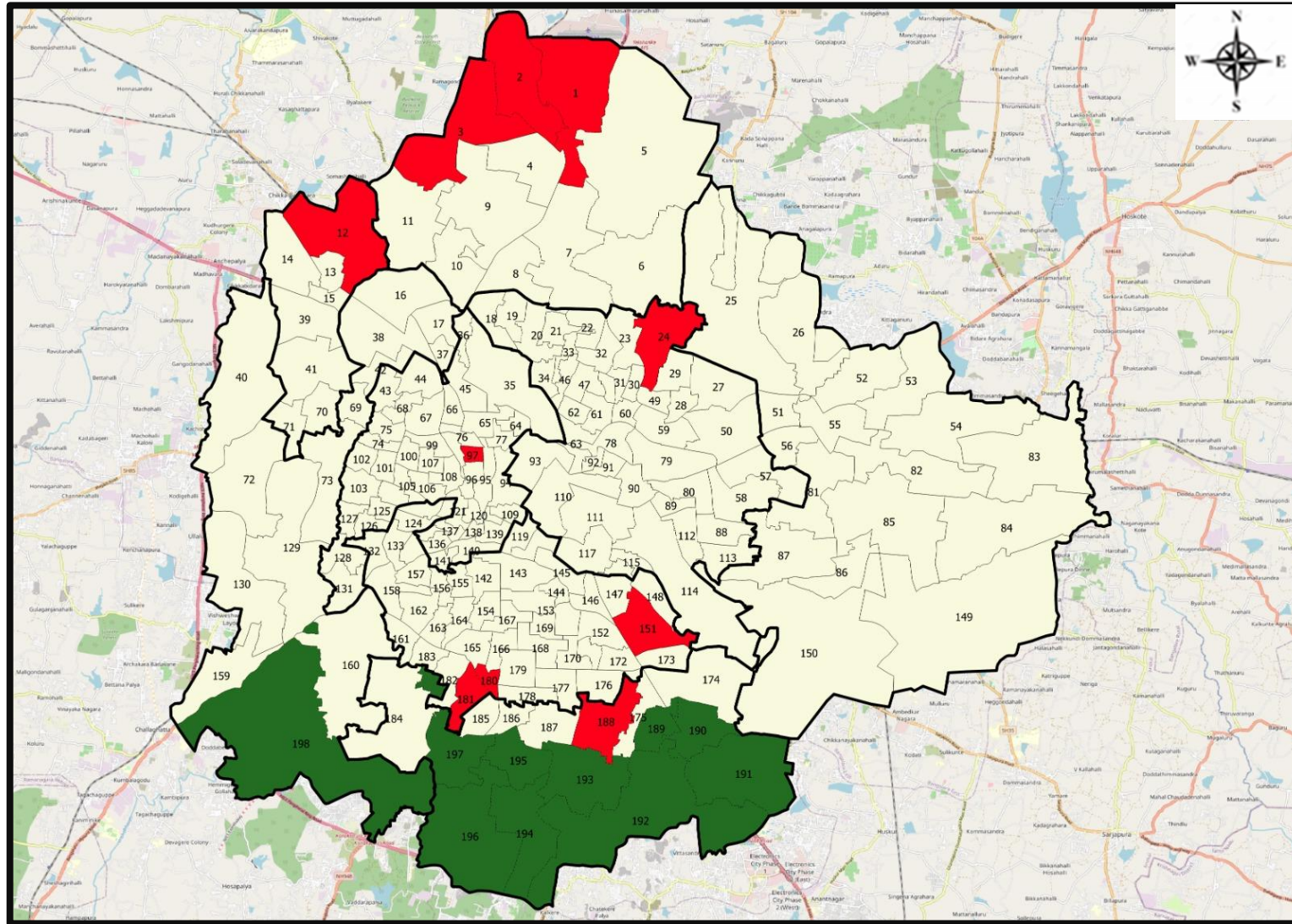


Total Test Conducted Till Date	Test Conducted Last 24 hours	Last 7 Days Average
3,24,45,143	796	644





# BENGALURU URBAN MAP SHOWING TREND OF POSITIVE CASES IN LAST 7 DAYS



### Top 10 wards reporting highest number of positive cases in last 10 days

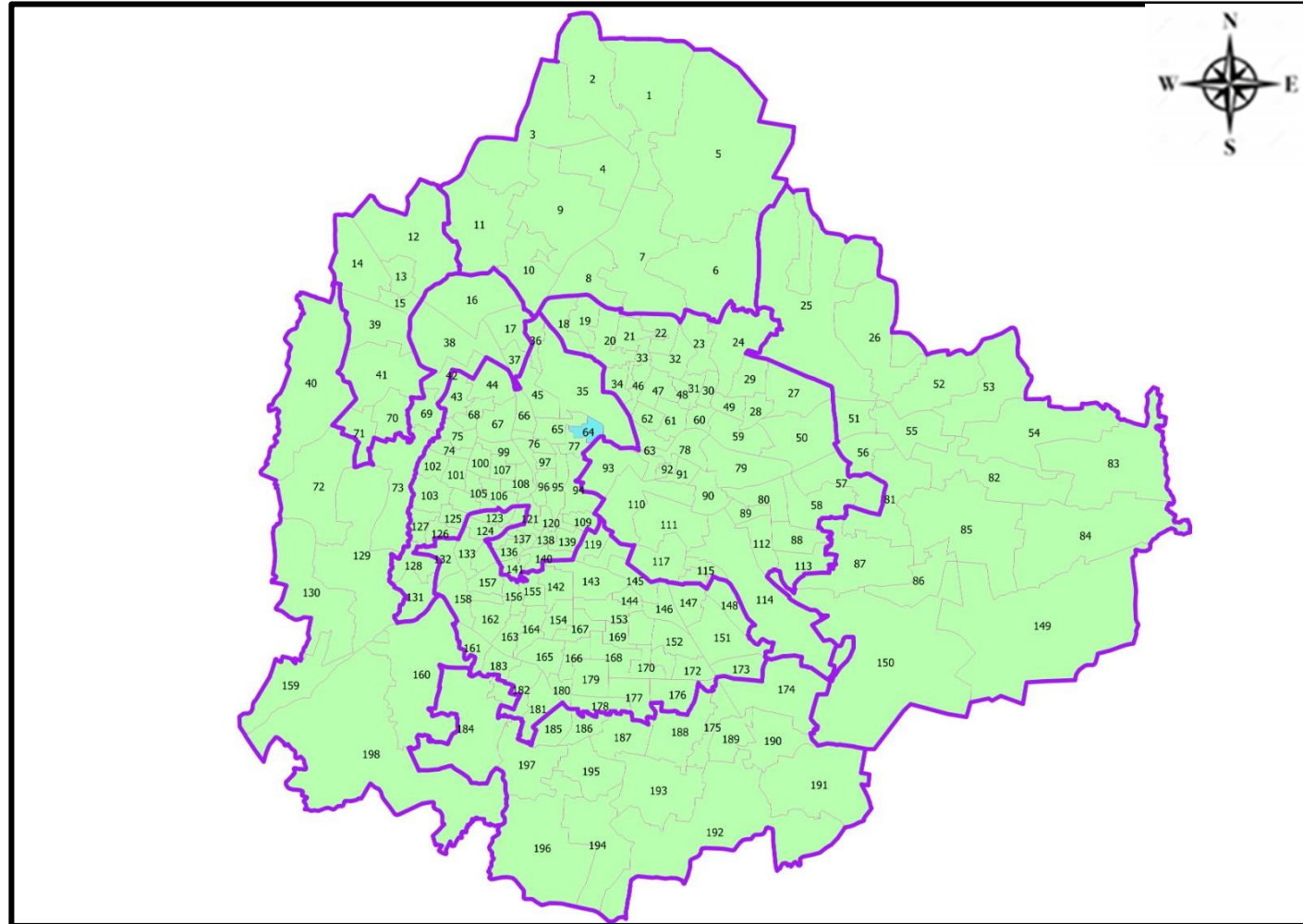
Ward No.	Ward Name	Daily Cases Average
12	Shettihalli	1
24	HBR Layout	1
97	Dayananda Nagar	1
151	Koramangala	1
180	Banashankari Temple Ward	1
181	Kumaraswamy Layout	1
188	Bilekhali	1
1	Kempegowda Ward	0
2	Chowdeshwari Ward	0
3	Atturu	0







### Top 10 wards reporting least number of positive cases in last 7 days

Ward No.	Ward Name	Daily Cases Average
198	Hemmigepura	0
197	Vasanthpura	0
196	Anjanapura	0
195	Konanakunte	0
194	Gottigere	0
193	Arakere	0
192	Begur	0
191	Singasandra	0
190	Mangammanapalya	0
189	Hongasandra	0



# BENGALURU MAP SHOWING INTENSITY OF POSITIVE CASES IN LAST 7 DAYS



-  Level 1 : 0 to 1 Cases
-  Level 2 : 1 to 3 Cases
-  Level 3 : 3 to 5 Cases
-  Level 4 : 5 to 10 Cases
-  Level 5 : More than 10 Cases
-  Zone Boundaries

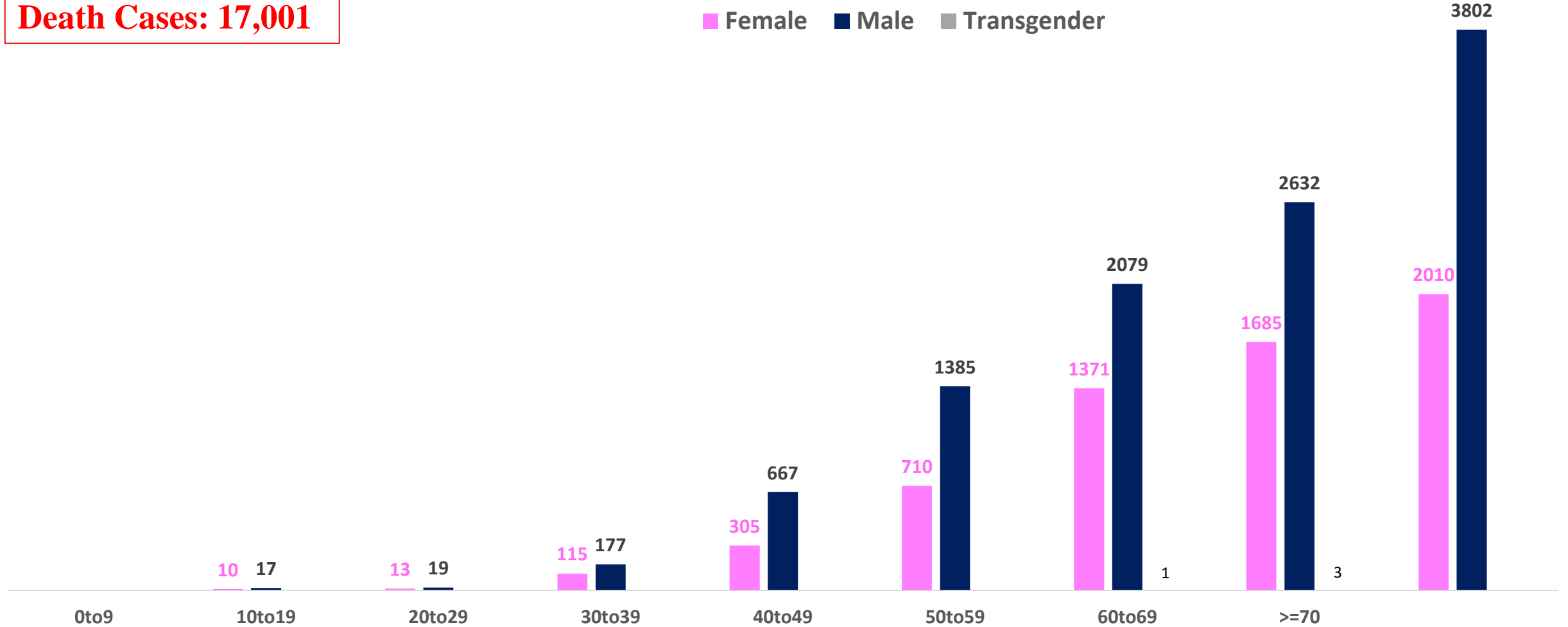




# AGE AND GENDER WISE DISTRIBUTION OF DEATH CASES



**Death Cases: 17,001**





# SNAPSHOT OF COVID-19 CASES IN BENGALURU URBAN



**Total Wards With  
< = 1 Cases\* :  
191**

**Tests Conducted  
on 26.06.2023:  
796**

**Recovery  
Rate\*:  
99.10%**

**Total  
Active Cases :  
12**

**Total Vaccinated  
on 26.06.2023:  
4**





**Positivity  
Rate\* :  
0.51%**

**Active  
Rate\*:  
0.00%**

**Case  
Fatality Rate\* :  
0.00%**

\*Total positive cases In the past 7 days

\*CFR and positivity is for Past 7 days

<b>Download BBMP Bulletin</b>	<a href="https://apps.bbmpgov.in/covid19/mediabulletin.php">https://apps.bbmpgov.in/covid19/mediabulletin.php</a>
<b>To register for vaccination :</b>	<a href="https://selfregistration.cowin.gov.in/">https://selfregistration.cowin.gov.in/</a>
<b>BBMP COVID19 Dashboard:</b>	<a href="https://apps.bbmpgov.in/covid19/">https://apps.bbmpgov.in/covid19/</a>
<b>Follow us on:</b>	 <a href="http://www.facebook.com/bbmp.comm1/">www.facebook.com/bbmp.comm1/</a>
	 <a href="https://twitter.com/BBMPCOMM">twitter.com/BBMPCOMM</a>
	  <a href="https://www.instagram.com/BBMPSplHealth">BBMPSplHealth</a>

Issued by:

Honorable Chief Commissioner, BBMP  
Special Commissioner Health, BBMP  
MD, Bengaluru Smart City Limited

**THANK YOU !**

